



www.snowdragonledhk.com

Good quality & Fast delivery

Snowdragon Industrial Co.,Ltd

DATA SHEET

MODEL N.O.: SDD546FDS-S-AP-A

ENG. N.O.: 120214003

Description:

- **Shape: 5mm Oval LED**
- **Emitting Color: Pure Green**
- **Lens Color : Colored Mist**
- **Viewing Angle: 100°**
- **Chip Material: InGaN**

PREPARED BY	CHECKED BY	APPROVED BY
CUSTOMER APPROVED SIGNATURES		



Technology support or Order ,pls email us :powerledmanufacturer@gmail.com



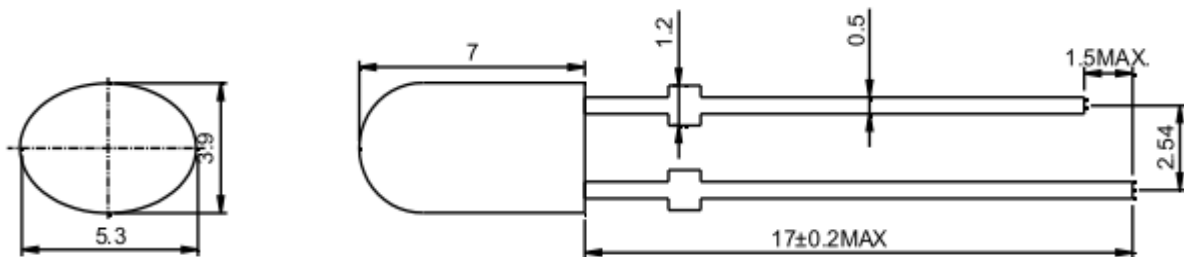
www.snowdragonledhk.com

Good quality & Fast delivery

Applications :

- Indoor and outdoor full color display
- Billboards
- Decorative Lighting
- Indicator

Package Dimensions



Note:

1. All dimensions are in mm
2. If no special instructions tolerance range ± 0.25 mm
3. Described in the technical data sheet are subject to change without notice.
4. The semiconductor device is static sensitive components, wear protective equipment pick up static electricity, all the machines, please do ground handling equipment.

Technology support or Order ,pls email us :powerledmanufacturer@gmail.com



Electrical / Optical Characteristics at TA=25°C

Symbol	Parameter	Device	Min.	Typ.	Max.	Units	Test Conditions
VF [1]	Forward Voltage	Green	-	3.2	-	V	IF=20mA
IR	Reverse Current		-		10	uA	VR = 5V
Iv	Luminous intensity		1820	-	2420	mcd	IF=20mA
λd	Peak wavelength		522	-	526	nm	IF=20mA
2θ1/2H-H	Viewing Angle		-	100	-	deg	IF=20mA
2θ1/2V-V	Viewing Angle		-	48	-	deg	IF=20mA

Absolute Maximum Ratings at TA=25°C

Parameter	Symbol	Maximum size	Units
Power dissipation	PD	110	mW
Reverse Current	IF	30	mA
Peak Forward Current	IFP	100	mA
Reverse Voltage	VR	5	V
Operating Temperature		-40°C To +85°C	
Storage Temperature		-40°C To +85°C	

Pulse Width. ≤ 0.1msec ; Duty Cycle ≤1/10

Important Notes :

- 1) All ranks will be included per delivery, rank ratio will be determined by Snowdragon.
- 2) Tolerance of measurement of luminous intensity is ±15%.
- 3) Tolerance of measurement of dominant wavelength is ±1nm.
- 4) Tolerance of measurement of Vf is ±0.05 V.
- 5) Packaging methods are available for selection, please refer to PACKAGING STANDARD.
- 6) Please refer to LED LAMP RELIABILITY TEST STANDARD for reliability test conditions.

Technology support or Order ,pls email us :powerledmanufacturer@gmail.com

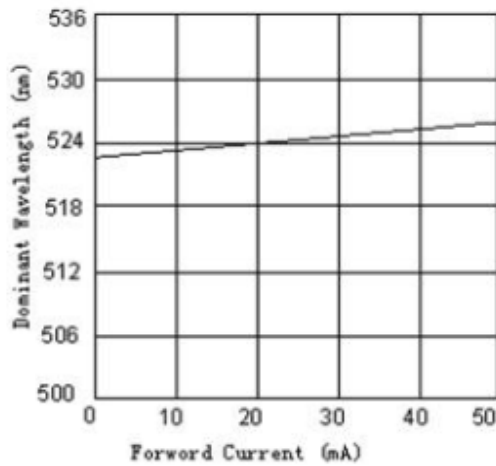


www.snowdragonledhk.com

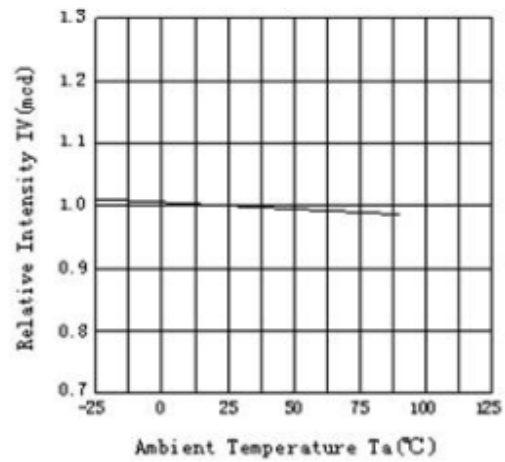
Good quality & Fast delivery

Typical light - electric curve:

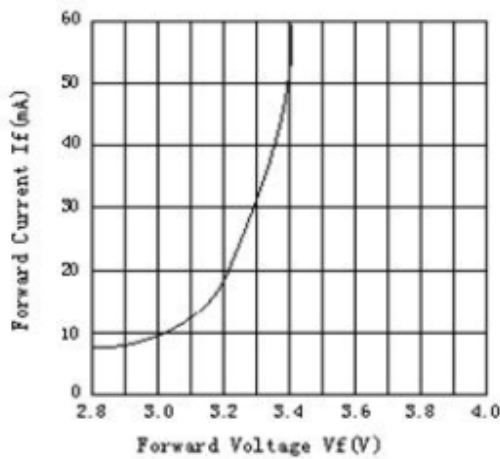
Forward Current vs. Dominant Wavelength



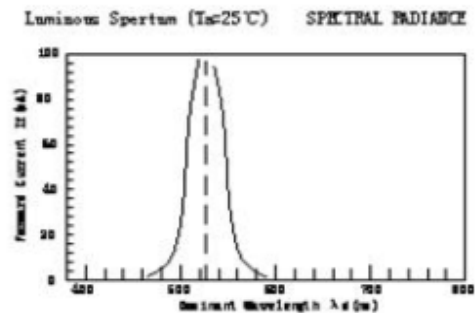
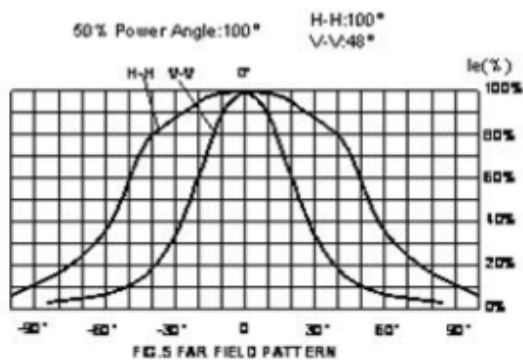
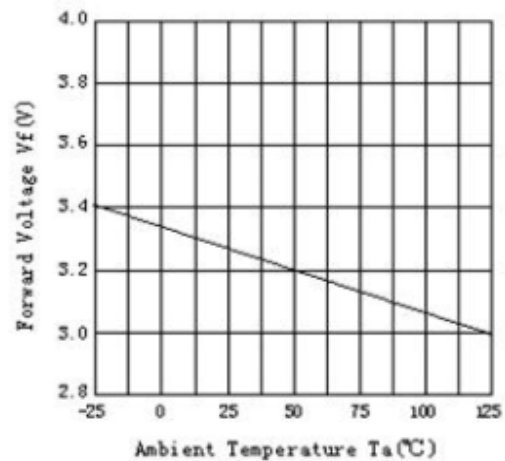
Relative Intensity vs. Ambient Temperature



Forward Current vs. Forward Voltage



Forward Voltage vs. Ambient Temperature



Technology support or Order ,pls email us :poweredmanufacturer@gmail.com



Caution:

Purpose:

This document describes the main customers and users on how to better use our LED products. Instructions for use:

In general, LED semiconductor with the same general usage. When using the LED product, please observe the following to use to protect the product.

1. cleaning methods:

Do not use an unknown chemical liquid cleaning products: an unknown chemical liquid may damage the product. When necessary, cleaning, wipe the product with alcohol, and natural drying for 15 minutes, then get started.

2. Anti-moisture packing method:

In order to avoid transportation and storage of products in the moisture, the product packaging is packed with moisture-proof aluminum bags, and bags which contains desiccant, desiccant bags packed the main play control of the humidity.

3. Storage:

A. stored in sealed bags conditions of temperature 10-30 °C, humidity 40-70% RH, please try to use within 3 months due to improper pin to prevent the oxidation of preservation.

B. exposure led to wear wrist strap is required to wear anti-static-static shoes or gloves, work surfaces should also grounded, promptly after the opening sealed bag sto prevent the pin oxidation.

4. Plug-in ESD protection, please note that:

A. indecent machine before production equipment grounding line is working.

B. inspectors static ring is normal, check whether the static ring close contact with human skin.

C. In the plug-in required operator is best to wear gloves or a good static static finger sets.

D, job requirements laid table static tape, adhesive tape between the ground should be connected to each other.

E, Kaifeng, please run out within 24 hours, or feet may cause oxidation of light rust.

5. welding line type led in four ways: manual welding, automatic welding, soldering tin stove, the peak soldering:

Manual Welding: General Electric ferrochromium temperature set at about 315 °C, welding time is not more than 5 seconds, the best in 3 seconds, no more than three times the number of welding. Electrical ferrochrome temperature selection components are generally based on tin wire may be, is not Unchanged.

Auto Spot: This solder generally based on conventional setting, soldering tin wire temperature component generally made by the setting, set the time for 3 seconds

Soldering tin stove: the general thrust of the review prior to use whether Yang furnace temperature set temperature not exceeding 235 °C ± 5 °C. Soldering time less than 5seconds.

Wave soldering: It is now more advanced welding, to selection of flux have different requirements, different types of flux, with different finish on the solder joint, preheat the length of time between the welding quality is also often point inspection tin surface Tin solution to regular replacement, the temperature to adjust the ingredients according to the tin, but the maximum should not exceed 260 °C ± 5 °C, the maximum time should not exceed 5 seconds. point inspection tin solution temperature, select the appropriate flux, should always clean the tin leaf Surface liquid.

Time units to be welded above the ground, machine-static should not exceed 30v, human body static electricity does not exceed 50v. Manual welding would be best to

1 use chrome heated electric iron. in the cold and dry environment to minimize the workshop personnel move, to avoid static electricity.



6. LED With the current increase and temperature, its life will fall into the curve, especially with increasing temperature the reverse leakage current, leakage current will be significantly increased, resulting in reduced life LED, please refer to our products The specification of the current - temperature corresponding to the curve.

7. the use of white light when particular attention to:

A. Different levels of white light can not mix, especially in areas of different color, or light color will appear uneven situation.

B. forward voltage is not the same level can not be strung together to use.

C. recommend the use of constant current drive LED, to ensure its service life.

8. LED in forming, bending light foot, light foot bent to the gel point at least 3mm from the bottom; not in the welding or soldering the bending light foot, the foot if you have to bend light, in the welding before.

9. Packaging

1) The box is not waterproof, and must make them away from water and moisture.

2) General anti-static bag or bags LED, the last use of cardboard boxes for packaging.

3) The use of cartons during transport to prevent collision damage due to external LED.

4) The amount of packaging bag of 1000 + 2 (spare) pcs.

5) 50pcs bags used for packaging into cartons.

