

Snowdragon Industrial Co.,Ltd

DATA SHEET

MODEL No : SD546BDR-0K-SL-C

Description:

- 5mm Oval
- Lens Color: Blue
- **Emitting Color: Blue**
- With Stopper
- Viewing Angle : 95°

DiceMaterial: InGaN

PREPARED BY	CHECKED BY	APPROVED BY
CUSTOMER APPROVED SIGNATURES		

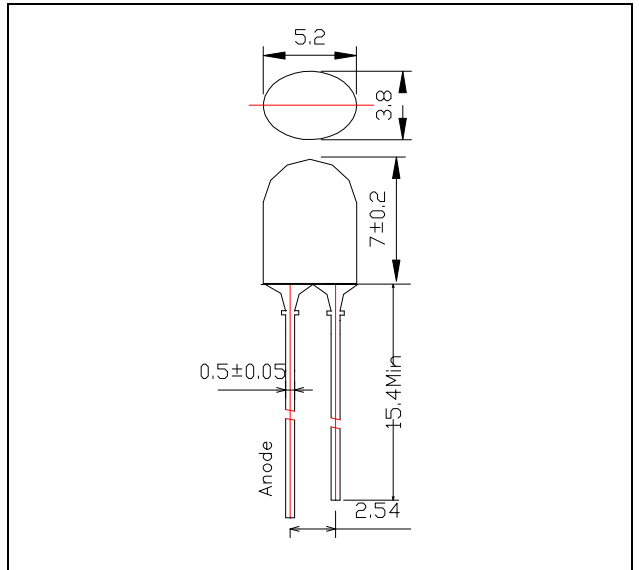


Applications :

Dimension Drawing :

Absolute Maximum Ratings (Ta = 25°C)

Items	Symbol	Absolute maximum Rating	Unit
Forward Current	I _F	25	mA
Peak Forward Current*	I _{FP}	100	mA
Reverse Voltage	V _R	5	V
Power Dissipation	P _D	100	mW
Operation Temperature	T _{opr}	-20 ~ +75	°C
Storage Temperature	T _{stg}	-30 ~ +80	°C
Lead Soldering Temperature	T _{sol}	Max.260°C for 3 sec Max. (3mm from the base of the epoxy bulb)	



Notes:

- 1.All dimensions are in mm, Tolerance is ±0.25mm unless others noted
- 2.An epoxy meniscus may extend about 1.5mm
- 3.Burr around bottom of epoxy may be 0.5mm max.

*pulse width <=0.1msec duty <=1/10

Typical Electrical (Ta = 25°C)

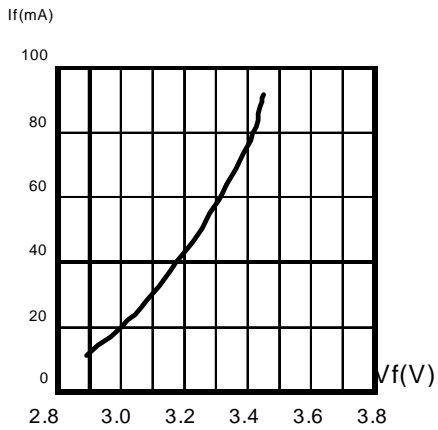
Items	Symbol	Condition	Min.	Typ.	Max.	Unit
Forward Voltage	V _F	I _F = 20mA	2.8	3.2	3.6	V
Reverse Current	I _R	V _R = 5V	---	---	10	μA
Wavelength	λ _D	I _F = 20mA	---	470	---	nm
Luminous Intensity	I _V	I _F = 20mA	---	470	---	mcd
50% Power Angle	2θ _{1/2} H-H	I _F = 20mA	---	95	---	deg
	2θ _{1/2} V-V	I _F = 20mA	---	60	---	deg

Rank	Luminous Intensity((mcd)	Rank	Luminous Intensity((mcd)	Rank	Luminous Intensity((mcd)
/	/	/	/	/	/

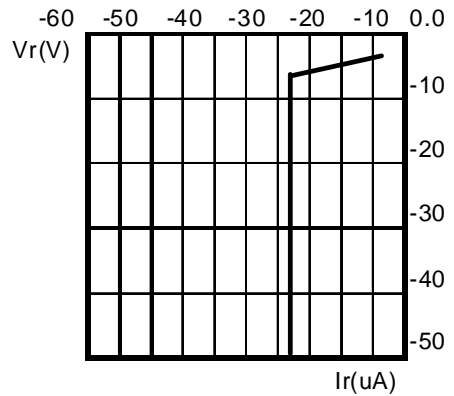
Important Notes :

- 1) All ranks will be included per delivery, rank ratio will be determined by Snowdragon.
- 2) Tolerance of measurement of luminous intensity is ±15%.
- 3) Tolerance of measurement of dominant wavelength is ±1nm.
- 4) Tolerance of measurement of Vf is ±0.05 V.
- 5) Packaging methods are available for selection, please refer to PACKAGING STANDARD.
- 6) Please refer to LED LAMP RELIABILITY TEST STANDARD for reliability test conditions.

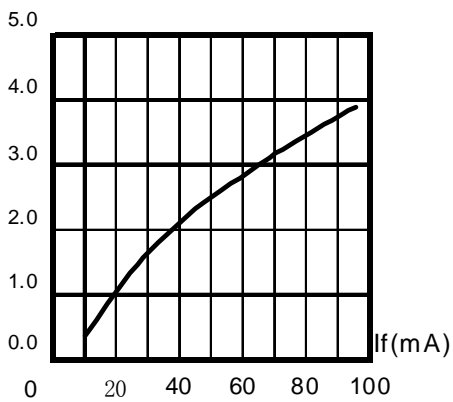
Typical Optical-Electronic Characteristic Curves



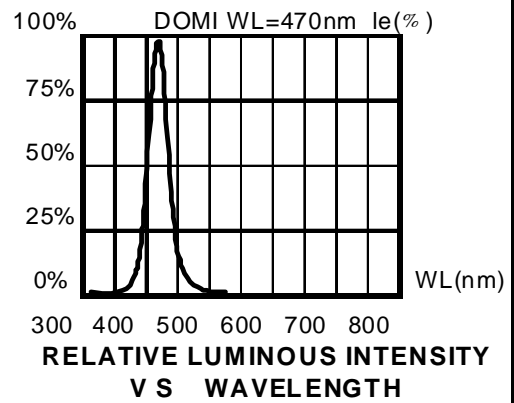
**FORWARD CURRENT V S .
FORWARD VOLTAGE**



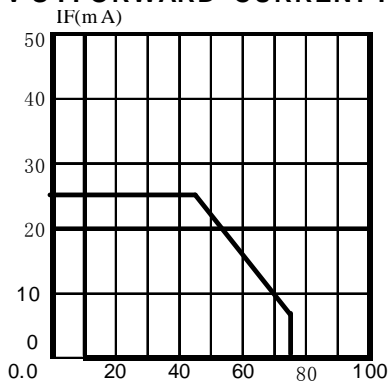
**REVERSE CURRENT V S .
REVERSE VOLTAGE**



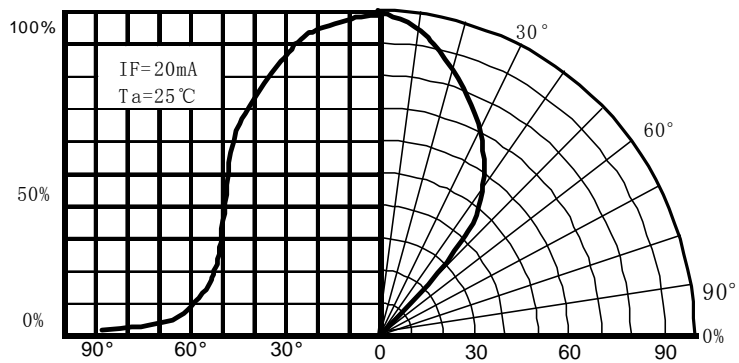
**RELATIVE LUMINOUS INTENSITY
V S . FORWARD CURRENT .**



**RELATIVE LUMINOUS INTENSITY
V S WAVELENGTH**



**MAXIMUM FORWARD CURRENT VS
TEMPERATURE ($T_{j\text{max}}=105^\circ\text{C}$)**



FAR FIELD PATTERN