



www.snowdragonledhk.com

Good quality & Fast delivery

Snowdragon Industrial Co.,Ltd

DATA SHEET

MODEL No : **SDL518FTY-0-XZ-D**

ENG. No: **09062301**

Description:

- 5mm Helmet
- Lens Color: Green clear
- Emitting Color: Green
- No Stopper
- Viewing Angle :160°

DiceMaterial: InGaN

PREPARED BY	CHECKED BY	APPROVED BY
CUSTOMER APPROVED SIGNATURES		



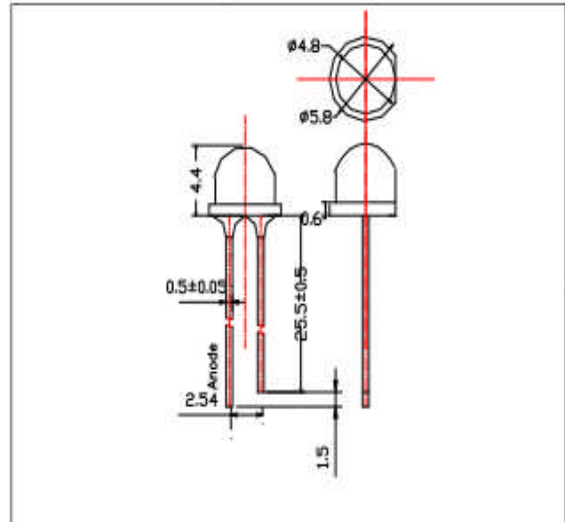
MODEL No :	SDL518FTY-0-XZ-D
ENG. No:	09062301

Applications:

Dimension Drawing

Absolute Maximum Ratings at Ta = 25°C

Items	Symbol	Absolute maximum Rating	Unit
Forward Current	I_F	25	mA
Peak Forward Current*	I_{FP}	100	mA
Reverse Voltage	V_R	5	V
Power Dissipation	P_D	100	mW
Operation Temperature	T_{opr}	-20 ~ +75	°C
Storage Temperature	T_{stg}	-30 ~ +80	°C
Lead Soldering Temperature	T_{sol}	Max.260°C for 3 sec Max. (3mm from the base of the epoxy bulb)	



Notes:

1. All dimensions are in mm, Tolerance is ± 0.25 mm unless others noted
2. An epoxy meniscus may extend about 1.5mm
3. Burr around bottom of epoxy may be 0.5mm max.

*pulse width ≤ 0.1 msec duty $\leq 1/10$

Typical Electrical & Optical Characteristics (Ta = 25°C)

Items	Symbol	Condition	Min.	Typ.	Max.	Unit
Forward Voltage	V_F	$I_F = 20$ mA	2.8	3.2	3.6	V
Reverse Current	I_R	$V_R = 5$ V	---	---	10	μ A
Wavelength	λ_D	$I_F = 20$ mA	---	520	---	nm
Luminous Intensity	I_V	$I_F = 20$ mA	---	450	---	mcd
50% Power Angle	$2\theta_{1/2}$ H-H	$I_F = 20$ mA	---	160	---	deg
	$2\theta_{1/2}$ V-V	$I_F = 20$ mA	---	---	---	deg

Rank	Luminous Intensity(mcd)	Rank	Luminous Intensity(mcd)	Rank	Luminous Intensity(mcd)
/	/	/	/	/	/

MODEL No :	SDL518FTY-0-XZ-D
ENG. No:	09062301

Typical Optical-Electronic Characteristic Curves

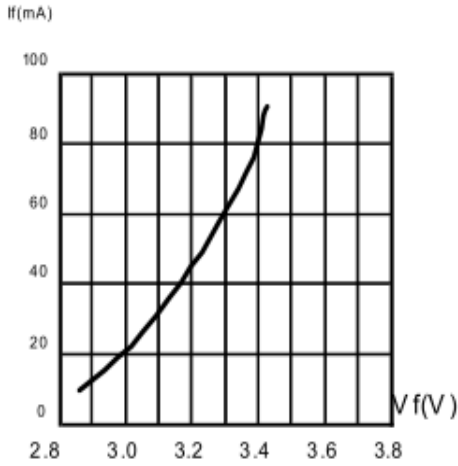


Fig.1 FORWARD CURRENT VS. FORWARD VOLTAGE.

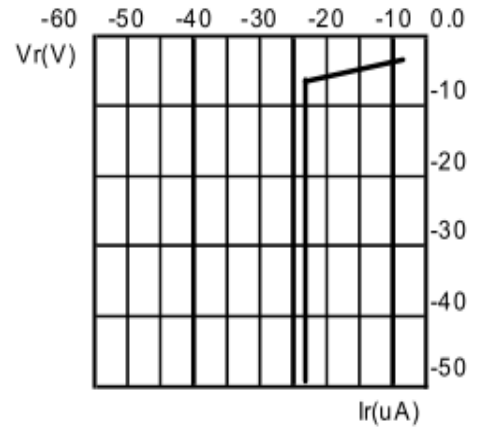


Fig.2 REVERSE CURRENT VS. REVERSE VOLTAGE.

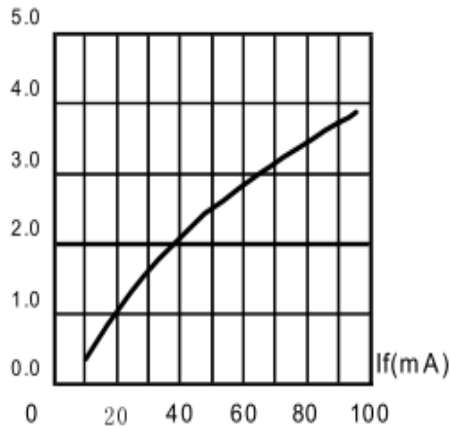


Fig.3 RELATIVE LUMINOUS INTENSITY VS. FORWARD CURRENT.

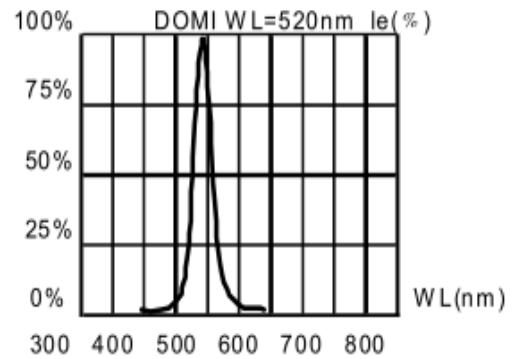
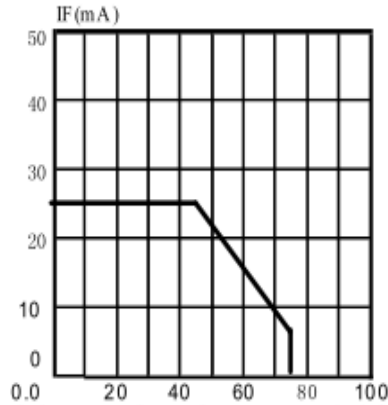


Fig.4 RELATIVE LUMINOUS INTENSITY VS. WAVELENGTH.



VS AMBIENT TEMPERATURE(Tjmax=105°C)

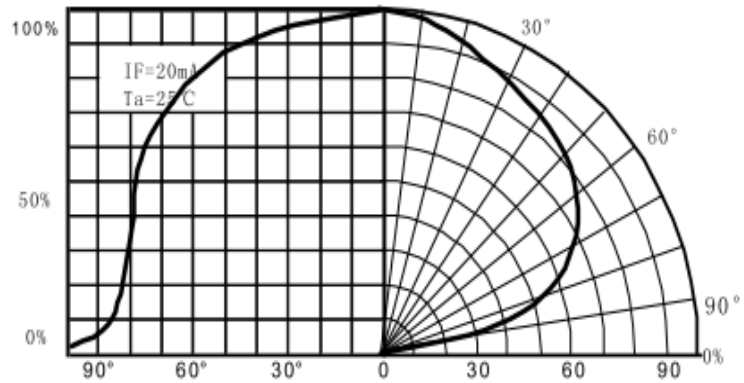


Fig.6 FAR FIELD PATTERN

LED Lamp Reliability test standard

Type	Test Item	REF. Standard	Test conditions		Note	Number of Damaged
			Binary / Trinary Chip	Quaternary Chip		
Environments Sequence	Temperature Cycle	JIS C7021 (1977)A4	-20°C~25°C~80°C~25°C 30min,5min,30min,5min	-40°C~25°C~100°C~25°C 30min,5min,30min,5min	100 cycles	0/100
	Thermal shock	MIL-STD-202G	-20°C~80°C 30min, 30min	-40°C~100°C 30min, 30min	100 cycles	0/100
	High Temperature Storage(*)	JIS C7021 (1977)B10	Ta=80°C	Ta=100°C	1000Hrs	0/100
	Low Temperature Storage	JIS C7021 (1977)B12	Ta=-30°C	Ta=-40°C	1000Hrs	0/100
Operation Sequence	Life test	JIS C7035 (1985)	Ta=25°C If=25mA	Ta=25°C If=25mA	1000Hrs	0/100
	High humidity Heat life test	-----	60°C RH=90% If=20mA	60°C RH=90% If=20mA	500Hrs	0/100
	Low temperature Life test	-----	Ta=-20°C If=20mA	Ta=-30°C If=20mA	1000Hrs	0/100
Destructive Sequence	Resistance to solderingHeat	JIS C7021 (1977)A11	Tsol=260±5°C ,10sec. (3mm from the base of the epoxy bulb)		1 time	0/20
	Solder ability	JIS C7021 (1977)A2	Tsol=235±5°C ,5sec. (using flux)		1 time (over95%)	0/20
	Lead Pull/Bend Test	JIS C7021 (1977)A11	Load 2.5N(0.25kgf) 0°C~90°C~0°C ;Bend 3times		3 time	0/10
ESD Test	ESD TEST	AEC (Q101002)	Human body model 1000v		-----	0/10

Failure Criteria

Item	Symbol	Test Condition	Criteria for Judgment	
			min	Max
Forward Voltage	VF	IF = 20 mA	-----	Initial Data x 1.1
Reverse Current	IR	VR = 5 V	-----	100 A
Luminous Flux/Intensity	/IV	IF = 20 mA	Initial Data x 0.7 (Total degradation) Initial Data x 0.5 (Single lamp degradation)	